






Subject	Monday: April 20th	Tuesday: April 21st	Wednesday: April 22nd	Thursday: April 23rd	Friday: April 24th
<p>Art</p> <p>You may choose the activity you want to do on whatever day you'd like to do it. If you want to do all 5 activities, GREAT, but it is perfectly fine if you just get one done. Don't forget to send me a pic on Class Dojo!</p>	<p>Activity Choice 1: Everyday Object Illustrations: Find an everyday object, place it on a blank paper and add drawings around it to turn it into something else.</p>  <p>(Visit Class Dojo or Gardens Facebook page to see the photo enlarged)</p>	<p>Activity Choice 2: Strengthen your drawing skills by following along with a video from Art For Kids Hub on YouTube. https://www.youtube.com/user/ArtforKidsHub</p>	<p>Activity Choice 3: Study the art of Guiseppe Arcimboldo by watching the following video on YouTube... https://www.youtube.com/watch?v=7TVsSjv9zEY then create a silly selfie inspired by his art from objects you find around your house.</p>  <p>(Visit Class Dojo or Gardens Facebook page to see the photo enlarged)</p>	<p>Activity Choice 4: Follow along with the YouTube video to make a sculpture out of aluminum foil! https://www.youtube.com/watch?v=kYDayHvciY4</p>	<p>Activity Choice 5: Visit this website and observe the painting, Bedroom in Arles, created by the artist, Vincent Van Gogh. https://kids.kiddle.co/Van_Gogh%27s_Bedroom_in_Arles</p> <p>Sit in your room and draw a picture of what you see just like the artist Van Gogh.</p>
<p>Music</p> <p>Enjoy the music activities this week. Please pick 1 activity to video record or take a photo of to submit in your child's</p>	<p>Kindergarten Activity: ~ Sign in to www.quavermusic.com ~Click on "Assignments" and read the instructions for the activity by clicking on the "Instructions" button ~Open and play activities 1 and 2 ("Whisper, Talk, and Shout, and Sing (Animated Song)," "What Voice Am I?")</p>	<p>Kindergarten Activity: ~ Sign in to www.quavermusic.com ~ Click on "Assignments" and open, keep the steady beat, and sing along with activity 3 ("Cobbler Cobbler (Lyrics)") ~Open and play the "Steady Beat or No" game Website: www.quavermusic.com Resource:</p>	<p>Kindergarten Activity: ~Sign in to www.quavermusic.com ~ Click on "Assignments" and open and sing along with activity 4 ("Old MacDonald Had a Farm (Primary Lyrics)") ~Open and play the "Same or Different" game Website: www.quavermusic.com</p>	<p>Kindergarten Activity: ~ Sign in to www.quavermusic.com ~ Click on "Assignments" and open and sing along with activity 5 ("Bought Me a Cat (Lyrics)") ~Open and play the "Long/Short (Ice cream)" game Website: www.quavermusic.com Resource:</p>	<p>Kindergarten, 1st, 2nd, 3rd, 4th Grade Activity: ~Sign in to www.quavermusic.com ~ Click on "Creatives" and pick an activity to create your own music. Website: www.quavermusic.com</p>

<p>class dojo portfolio.</p>	<p>Website: www.quavermusic.com</p> <p>1st Grade Activity: ~ Watch the “Apple Apple” video and sing with the steady beat and melodic contour: https://youtu.be/Dp3w1sdUJIE ~Open and play “Swat the Bug (Rest)”: https://boom.cards/fastplay/pgzk</p> <p>Website: https://youtu.be/Dp3w1sdUJIE https://boom.cards/fastplay/pgzk</p> <p>2nd, 3rd, 4th Grade Activity: ~ Watch the “Hot Cross Buns” video and sing with the steady beat and melodic contour: https://youtu.be/PDkZ4c7K7k4 ~Open and play “Swat the Bug (Half Note)”: https://boom.cards/fastplay/9v2a</p> <p>Website: https://youtu.be/PDkZ4c7K7k4 https://boom.cards/fastplay/9v2a</p>	<p>Steady Beat or No Beat Game (power point)</p> <p>1st Grade Activity: ~ Watch the “Are You Sleeping” video to learn the song. Sing with the steady beat and tap the rhythm of the song. https://youtu.be/8uofn4psHwo Open and play “SoMiLa Interactive Music Game-Ice Cream” game</p> <p>Website: https://youtu.be/8uofn4psHwo</p> <p>Resource: SoMiLa Interactive Music Game (power point)</p> <p>2nd, 3rd, 4th Grade Activity: ~ Watch the “Chicken on the Fencepost” video to learn the song. Sing with the steady beat and tap the rhythm of the song. https://youtu.be/94i5OXWwAZE ~Open and play “DoMiSo Interactive Music Game-Ice Cream” game</p> <p>Website: https://youtu.be/94i5OXWwAZE</p> <p>Resource: DoMiSo Interactive Music Game (power point)</p>	<p>Resource: Same or Different Game (power point)</p> <p>1st Grade Activity: ~ Watch the “Acka Backa” video and sing with the steady beat and melodic contour: https://youtu.be/sIDHeDbYzRw ~Open and play the “Rhythm Beat Strips-Rest 1” game: https://boom.cards/fastplay/beyf</p> <p>Website: https://youtu.be/sIDHeDbYzRw https://boom.cards/fastplay/beyf</p> <p>2nd, 3rd, 4th Grade Activity: ~ Watch the “Frog in the Meadow” video and sing with the steady beat and melodic contour: https://youtu.be/ZyNljTQdt0 ~Open and play the “Rhythm Beat Strips-Half Note” game: https://boom.cards/fastplay/chyn</p> <p>Website: https://youtu.be/ZyNljTQdt0 https://boom.cards/fastplay/chyn</p>	<p>Long/Short Game (power point)</p> <p>1st Grade Activity: ~ Watch the “Who’s That?” video to learn the song. Sing with the steady beat and tap the rhythm of the song. https://youtu.be/HQIxMwnCsYE ~Open and play the “SoMiLa Melody Game (Yum Yum)”</p> <p>Website: https://youtu.be/HQIxMwnCsYE</p> <p>Resource: SoMiLa Melody Game-Yum Yum (power point)</p> <p>2nd, 3rd, 4th Grade Activity: ~ Watch the “Paw Paw Patch” video to learn the song. Sing with the steady beat and tap the rhythm of the song. https://youtu.be/NYyPVXwbQAM ~Open and play the “DoMiSoLa Melody Game (Yum Yum)”</p> <p>Website: https://youtu.be/NYyPVXwbQAM</p> <p>Resource: DoMiSo Interactive Music Game (power point)</p>	
------------------------------	--	---	--	---	--

<p>PE</p> <p>See school website or class dojo for larger images</p> <p>Pick any 3 days this week to work on these activities</p>	 <p>Activity: Strength Dice</p> <p>Resources: 3 dice, the Strength Dice Chart, and space to work out</p>		 <p>Activity: PE Spin Board</p> <p>Resources: Something to spin with, space to work out, and the PE Spin Board</p>		 <p>Activity: Candy Red Workout</p> <p>Resources: Space to work out and the Candy Red Workout Poster</p>
<p>Science</p>	<p>Activity: PK-2: Life Cycle of Plants 3-4: Animal Behavior Website: Google Classroom Resources: Generation Genius Kahoot Games</p>	<p>Activity: PK-2: Life Cycle of Plants 3-4: Animal Behavior Website: Google Classroom Resources: Generation Genius Kahoot Games</p>	<p>Activity: PK-2: Life Cycle of Plants 3-4: Animal Behavior Website: Google Classroom Resources: Generation Genius Kahoot Games</p>	<p>Activity: PK-2: Life Cycle of Plants 3-4: Animal Behavior Website: Google Classroom Resources: Generation Genius Kahoot Games</p>	<p>Activity: PK-2: Life Cycle of Plants 3-4: Animal Behavior Website: Google Classroom Resources: Generation Genius Kahoot Games</p>

